

POWDER BULK SOLIDS®



PRODUCTION CONTACT INFORMATION

Ad Management Services

Los Angeles, CA USA
Phone: +1 310 445 4205
Fax: +1 310 362 8808

Ad Materials

FTP, Email, or Send to:
UBM Canon
Attention: PBS-AMS
11444 W. Olympic Blvd.
Los Angeles, CA 90064-1549
USA

For more information visit www.ubmcanon.com • www.canonmediakit.com • www.canonespecs.com

DIGITAL AD SPECIFICATIONS

We require digital files. Acceptable formats are: PDF, EPS, TIFF or a Postscript file. Files should be 300 dpi, CMYK, Grayscale, or Two-Color with fonts and images embedded. Any placed images should be at 100%, 300 dpi, and CMYK or Grayscale. Please do not submit native application files such as Quark, Illustrator, etc. Illustrator EPS files are acceptable if fonts are outlined and all images are embedded at 300 dpi.

FTP: UBM Canon has an FTP server available for your use when uploading advertising materials to *Powder/Bulk Solids*. For directions on accessing the FTP server, including IP address and current passwords, as well as usage tips, visit canonespecs.com. Compress your files by using Stuffit or Winzip to shrink large files and to protect from corruption. Color proofs should be mailed within one day of the FTP upload.

Email: Files can be emailed to us if they are 5 MB or smaller. Email should state publication name, issue number, advertiser name, contact name and contact telephone number. Compress your files by using Stuffit or Winzip to shrink large files and to protect from corruption. Color proofs should be mailed within one day of sending email. See canonespecs.com for email address.

Acceptable Media: We prefer you upload your ad to our FTP server or send it via email (see above), but you may also send your ad on CD. Please include a SWOP approved Iris, Kodak etc. proof of your ad from the file submitted. Clearly label your disc with advertiser name, issue number, ad headline, contact name and contact telephone number.

Screen Requirements:

2 – color 120 line, 133 maximum
4 – color 133 line, 150 maximum.

Density:

2 – color 185% maximum
4 – color process 300% maximum

Bleeds: Allow 1/8" on all sides. Keep live matter 3/8" from trim, head, foot and binding edge. Keep crop marks outside of live area.

Trim Size: 10 1/2" x 13 1/2"

Binding: Saddle stitch

*The Annual Supplier Profile Directory issue is perfect bound.

Preflight: All digital ads undergo a preflight inspection process. If an error is detected, the advertiser or agency will be notified immediately. A corrected digital ad file must be resubmitted and accompanied by a new proof, and written instructions to replace and purge the previously submitted file.

Ad Space Units

2 Page Tab Spread

Bleed:
21 1/2" x 13 3/4"
Non-Bleed: 20 1/2" x 13"

Tabloid Page
10" x 13"

Tabloid Page Bleed
10 3/4" x 13 3/4"

1/2 Page Tab Horizontal
Bleed 10 3/4" x 6 1/8"
(live area not to exceed
9 1/2" x 6 1/8" centered)

1/2 Page Tab Vertical
Bleed 5 3/4" x 13 3/4"
(live area not to exceed
4 5/8" x 12 1/2" centered)

1/3 Page Tab Vertical
Bleed 3 3/4" x 13 3/4"
(live area not to exceed
3" x 12 1/2" centered)


1/3 Page Tab Horizontal
Bleed 10 3/4" x 5 3/8"
(live area not to exceed
9 1/2" x 4 3/8" centered)

1/2 Page Tab Horizontal
Non-Bleed
9 1/2" x 6 1/8"

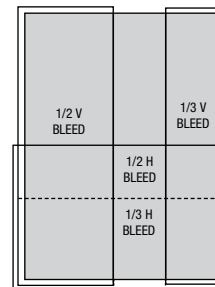
1/2 Page Tab Vertical
Non-Bleed
4 5/8" x 12 1/2"

1/3 Page Tab Vertical
Non-Bleed
3" x 12 1/2"

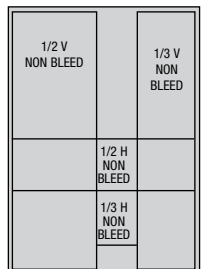
1/3 Page Tab Horizontal
Non-Bleed
9 1/2" x 4 3/8"



Tabloid Sizes

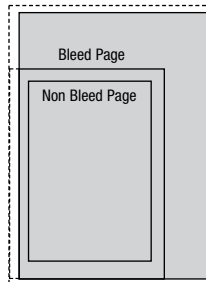


Tabloid Sizes



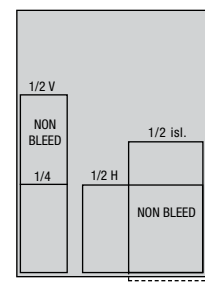
Tabloid Sizes

Standard Sizes



Bleed Page
7 13/16" x 10 3/4"
(live area 7" x 10")

Non Bleed Page
7" x 10"



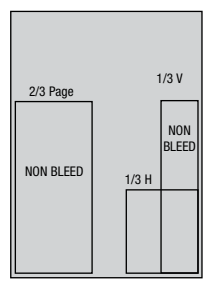
1/2 Page Vertical
3 3/8" x 10"

1/2 Page Horizontal
7" x 4 1/8"

1/2 Page Island
4 1/2" x 7 1/2"

1/4 Page
3 3/8" x 4 1/8"

Standard Sizes



2/3 Page Vertical
4 1/2" x 10"

1/3 Page Vertical
2 5/8" x 10"

1/3 Page Square
4 1/2" x 4 1/8"

*The annual Industry Master issue has specifications for a standard publication (7 7/8" x 10 3/4")